

# A Study on the Effect of Motivation Among the Students of the Department of Mechanical Engineering of an Engineering College in Tamilnadu

**Dr. N. Kuppuswamy\***

Professor and Principal,  
Maharaja Engineering College,  
Avinashi, Tamilnadu -641654

**Dr. P. Sridharan**

Associate Professor,  
Mechanical Engineering, Vimal Jyothi  
Engineering College, Chemperi, Kannur-670632

**L. Vigneash**

Assistant Professor,  
Maharaja Engineering College,  
Avinashi, Tamilnadu-641654,

\*Corresponding author email id: kuppusswamyngs@gmail.com

Date of publication (dd/mm/yyyy): 28/04/2017

**Abstract** — This article empirically examines the relationship between Good Salary, Job Satisfaction, Team Spirit, Promotions/Expectation, Management Styles, Recognition, Satisfying Goals, Possibilities of Layoffs, Working Hours, Good Working Conditions, Job Security etc., by the students of the department Mechanical Engineering of Maharaja Engineering College, Avinashi, Tamilnadu by using self-designed questionnaires containing 20 attributes. The sample size was 150 so 150 questionnaires were distributed and only 111 were selected. Analysis was done using Microsoft excel and the result concludes that there is a significant positive relationship between students' motivation and their career growth. Equal treatments of employees, Satisfying Goals and a Feeling of being involved were selected by the above Engineering students. Hence it may be concluded that the motivation is the very important factor in estimating the behavior of the individual.

**Keywords** — Job Satisfaction, Equal Treatment of Employees, Engineering Students, Organizational Behavior, Attributes, Motivation.

## I. INTRODUCTION

Motivation is a dynamic force directing a person into action. Motivation is the very important factor in estimating the behavior of the individual. Every organization has people with outstanding abilities who perform better than others. Some people perform well compare to others because of motivations. Motivation is the process of inducing people inner drives and actions toward certain goals and committing his energies to achieve these goals [1, 16].

### 1.1 Importance of Motivation

Motivation is one of the important functions of the management without which organizational objectives are difficult to achieve. It is an integral part of the management process and every manager must motivate his subordinates to create in them the will to work. Motivation is necessary for the better performance. The importance of motivation is briefly given below.

- Motivation creates a willingness of workers to do their work in a better way.
- Motivation is the basis of co-operation to get the best results out of the efforts of the men on the job.
- Proper utilization of human resources possible since it inspires employees to make best possible use of different factors of production.

- Higher motivation leads to job satisfaction and hence labor absenteeism and turnover are reduced.
- A proper motivation scheme promotes a closer relationship between organization and workers.
- High motivation helps to reduce resistance to change. By providing proper motivation, all the members will try to be as efficient as possible.

### 1.2 Maslow's Hierarchy of Need Theory

Dr. Maslow was the pioneer in the proper classification of human needs. Some of the salient features of this theory are as follows. [2,15].

- Human wants are innumerable and never ending if one want is satisfied, another want emerges in that place.
- Adult motives are complex. No single motive determine behavior, rather, a number of motives operate at the same time.
- Human needs form a hierarchy. Lower levels needs must at least partly be satisfied before higher level needs emerge. In other words, a higher order needs are essentially satisfied.
- Satisfied wants do not motivate the workers. Only Unsatisfied wants induce the man to work hard.
- Various needs can be inter-dependent and overlapping.
- Higher level needs can be satisfied in much more ways than can the lower levels needs.
- The urge to fulfill needs is a prime factor in the motivation of people at work. People seek growth; they want to move up the hierarchy of needs. Usually, people seek the satisfaction of higher order needs.
- Maslow proposed that basic needs are structured in a hierarchy as shown in the figure. 1.

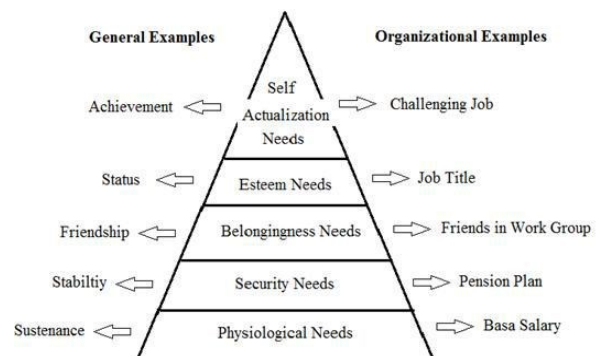


Fig. 1. Maslow's Hierarchy of Needs

### 1.3 Special Motivational Techniques

Various theories of motivation suggest that several factors influence the performance of employees[3]. But some of the factors are more predominant as compared with others. Some of the major motivational factors are identified as given below:

#### 1.3.1 Money

Money is one of the important motivational factors. It may be in the form of wages, incentives, bonuses, the company paid insurance or any other things that may be given to people for performance.

The Manager should remember the followings when money is a kind of motivator.

1. Money is likely being more important to people who are raising a family. Money is an urgent means of achieving a minimum standard living.
2. Various enterprises make wages and salaries competitive within their industry and their area to attract and hold people.
3. Money not only satisfies physiological and security needs but is also a source of status and prestige in society.
4. Management should ensure that individual workings in the same category are given the same or nearly the same salary and wages within the organization as well as the other organization in the surrounding areas.
5. Even if a company is committed to the practice of comparable wages and salaries, a well-managed firm need never be bound to the same practices with respect to bonuses i.e., the bonuses for managers should be based on their individual performance and outcomes.

#### 1.3.2 Participation

Research on motivation reveals that majority of workers are capable of creativity and self-control. Their consultation and participation in work-related issues have a favorable effect on their motivation and performance. Such participation reflects a genuine faith in human nature and provides dignity to labors. Participation is also a means of recognition. It appeals to the need for affiliation and acceptance. Further, it gives people a sense of accomplishment.[4-7].

#### 1.3.3 Quality of Working Life

One of the most important and interesting approaches to motivation is the quality of working life. Good physical working conditions such as right temperature, adequate lightning, proper ventilation, noise free atmosphere have positive effects on the motivation and performance of workers[8].

## II. RESEARCH METHODOLOGY AND DATA COLLECTION

### 2.1 Data Survey

Several references were utilized, for this article. The books and articles were found using the search engines and

databases available at Maharaja Engineering College and the Internet. From a review of the literature, a survey questionnaire was developed to collect data for the study from the engineering students of the department of Mechanical Engineering of Maharaja Engineering College. The survey questionnaire developed included a list of twenty attributes. During the study period, 150 surveys were administered to students who represent the target population of this article. These typed questionnaires were all hand-delivered to participants and 111 were selected. The relevant explanation for the questionnaire is given to the students. The questionnaire asked participants to rank the surveys twenty questions according to how important each is in motivating them as future employees to perform best at work. The most important attribute was ranked 5 and least important ranked 1. All attributes were to be ranked and no rank could be used more than once. The participants were as well asked to indicate their; Name, Department, Gender, Age, Class, e-mail Id [9-11].

### 2.2 Data Analysis

After data were collected on all the attributes, excel computer program was used to present the results. The collective rank order was determined by entering the ranking given to each of the 20 attributes in the survey questionnaire. After entering the rankings given to each attribute by each student, the total or sum of all the rankings for that attribute was totaled. This system of data analysis was found to be more appropriate as different participants gave a different ranking for the same attribute. The research for this article could be considered as a field research as it is carried out among engineering students who happen to constitute the future work force. Furthermore, to ensure both internal and external validity believes to have used the most accurate and up-to-date literature[12-14,17]. The right and relevant questions asked in the survey, the most feasible data collection method used, and the tools used to analyze the data are also considered to be accurate and produce valid results; the overall validity of this article is considered to be high. Finally, the aim of this article is to determine attributes that motivate Engineering students at present.[15-17]

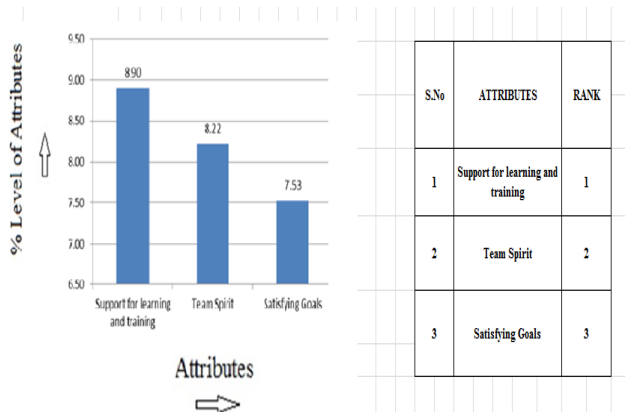
## III. PRESENTATION OF DATA AND DISCUSSION OF RESULTS

Questionnaires were issued to Final year Mechanical Engineering students of Maharaja Engineering College. The received data along with the rank assessment summary is given below in table 1.

**Table 1. Rank Assessment Summary Sheet-1**

Title of The Project: A Study on the Effect of Motivation among Engineering College Students for their Career Growth		Department: Mechanical Engineering																				Class: IV year Page Number :1																
S.No	STUDENTS- ATTRIBUTE1	STUDENT 1	STUDENT 2	STUDENT 3	STUDENT 4	STUDENT 5	STUDENT 6	STUDENT 7	STUDENT 8	STUDENT 9	STUDENT 10	STUDENT 11	STUDENT 12	STUDENT 13	STUDENT 14	STUDENT 15	STUDENT 16	STUDENT 17	STUDENT 18	STUDENT 19	STUDENT 20	No. of times Marks Assigned to the Attribute	Total Marks Assigned to the Attribute	% for 5 Marks Assigned	Rank of the Attribute based on the %													
		5 Marks	4 Marks	3 Marks	2 Marks	1 Mark																																
1	Good Salary	4	3	5	5	4	5	5	3	4	4	4	5	3	2	4	5	5	4	5	5	9	7	3	1	0	84	6.16	5									
2	Job Satisfaction	4	5	5	4	3	4	4	4	4	5	4	4	4	2	4	5	4	5	5	4	5	7	11	1	1	0	84	4.79	7								
3	Team Spirit	5	4	5	5	5	4	4	5	5	3	3	5	4	4	5	5	5	4	5	4	5	12	6	2	0	0	90	8.22	2								
4	Promotions Expectation	4	5	5	4	4	5	3	5	3	4	5	3	4	3	4	3	3	4	4	3	5	8	7	0	0	0	78	3.42	9								
5	Management Styles	3	4	5	5	3	4	5	4	5	3	4	4	3	3	3	3	3	3	4	3	4	6	10	0	0	0	74	2.74	10								
6	Recognition	4	5	5	4	4	5	4	4	4	4	4	3	3	3	4	4	5	3	4	4	11	5	0	0	0	79	2.74	10									
7	Satisfying Goals	4	5	5	5	2	5	3	5	4	5	4	5	4	5	2	5	4	4	5	5	4	11	6	1	2	0	86	7.53	3								
8	Possibilities of Layouts	4	3	5	4	2	1	4	3	5	3	3	5	5	2	2	1	1	4	3	5	4	5	3	3	0	65	3.42	9									
9	Working Hours	5	5	5	4	4	4	4	4	5	4	3	3	3	4	4	3	3	4	3	4	3	4	4	10	6	0	0	78	2.74	10							
10	Good Working Conditions	4	5	5	5	4	5	4	4	5	5	4	4	4	4	5	5	5	4	5	10	10	0	0	0	0	90	6.85	4									
11	Job Security	3	4	3	2	5	3	5	5	4	3	4	3	3	4	5	5	5	4	5	8	5	6	1	0	0	80	5.48	6									
12	A Feeling of Being Involved	5	3	4	4	4	4	5	5	3	4	5	5	4	5	4	5	4	5	4	10	8	2	0	0	0	88	6.85	4									
13	Gratitude for Job well done	4	4	5	4	4	4	3	4	5	5	4	3	3	4	4	4	5	5	4	6	11	3	0	0	0	83	4.11	8									
14	Support for learning and training	4	5	4	5	5	5	4	5	4	5	5	5	3	5	5	5	4	4	13	6	1	0	0	0	92	8.90	1										
15	Opportunity for honest feedback	5	5	5	5	3	4	4	4	4	4	5	3	5	2	3	5	5	5	5	4	10	6	3	1	0	85	6.85	4									
16	Equal treatment of employees	3	5	2	2	4	5	3	3	5	3	5	2	3	3	4	5	5	4	5	8	3	6	3	0	0	76	5.48	6									
17	Rewards for achievements	4	4	5	5	4	5	4	4	3	3	5	3	4	3	3	4	5	3	5	6	7	7	0	0	0	79	4.11	8									
18	Good Communication Skills	4	3	3	4	5	4	3	5	5	3	4	5	4	4	4	5	5	5	4	8	8	4	0	0	0	84	5.48	6									
19	Supervisor's help with personal problems	4	2	4	5	3	3	4	2	2	4	2	4	2	2	3	1	1	3	1	4	1	6	4	6	3	56	0.68	11									
20	Clear communication system	3	3	3	5	3	4	4	5	4	3	5	5	3	3	4	3	3	5	4	4	5	6	9	0	0	0	76	3.42	9								
TOTAL																						146	145	85	18	6	1607	100										

Ranks Assigned to Attributes by IV Year Mechanical Engineering Students in Summary Sheet-1 are shown in fig.2.



**Fig. 2.** Ranks Assigned to Attributes by IV Year Mechanical Engineering Students for Summary Sheet-1

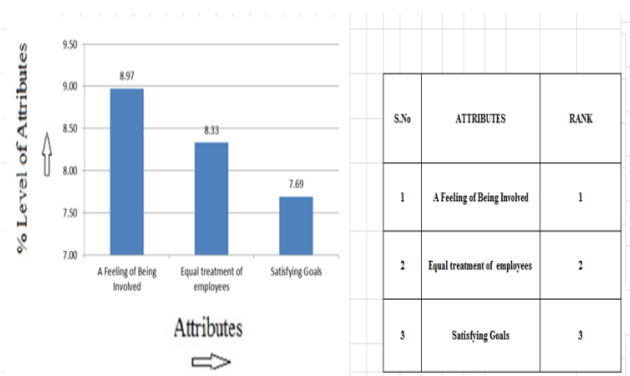
Final year Mechanical Engineering students selected **Support for Learning and Training** as **First Rank**. Team Spirit is selected as second rank and Satisfying Goals is selected as third rank.

Questionnaires were issued to Final year Mechanical Engineering students of Maharaja Engineering College. The received data along with the rank assessment summary is given below in table 2.

**Table 2. Rank Assessment Summary Sheet-2**

Title of The Project: A Study on the Effect of Motivation among Engineering College Students for their Career Growth		Department: Mechanical Engineering																				Class: IV year Page Number :2																
S.No	STUDENTS- ATTRIBUTE1	STUDENT 1	STUDENT 2	STUDENT 3	STUDENT 4	STUDENT 5	STUDENT 6	STUDENT 7	STUDENT 8	STUDENT 9	STUDENT 10	STUDENT 11	STUDENT 12	STUDENT 13	STUDENT 14	STUDENT 15	STUDENT 16	STUDENT 17	STUDENT 18	STUDENT 19	STUDENT 20	No. of times Marks Assigned to the Attribute	Total Marks Assigned to the Attribute	% for 5 Marks Assigned	Rank of the Attribute based on the %													
		5 Marks	4 Marks	3 Marks	2 Marks	1 Mark																																
1	Good Salary	5	3	4	4	3	3	3	3	5	5	4	5	4	4	3	4	4	4	3	5	9	6	0	0	0	79	3.21	10									
2	Job Satisfaction	5	2	5	3	5	4	4	4	5	5	5	5	5	3	4	5	3	3	2	10	4	4	2	0	0	82	6.41	5									
3	Team Spirit	5	5	3	5	4	4	5	4	4	3	4	5	4	2	3	4	3	5	4	6	8	5	1	0	0	79	3.85	9									
4	Promotions Expectation	3	4	4	5	3	5	4	4	5	4	3	4	4	5	4	5	5	3	4	7	9	4	0	0	0	83	4.49	8									
5	Management Styles	3	3	4	4	3	3	5	3	3	3	4	4	5	1	4	3	3	3	3	2	5	12	0	1	0	67	1.28	12									
6	Recognition	4	4	4	4	3	4	4	4	5	5	3	4	4	4	5	4	3	3	3	3	11	6	0	0	0	77	1.92	11									
7	Satisfying Goals	5	4	5	4	4	3	3	5	5	5	4	5	4	5	5	5	5	4	5	5	12	6	2	0	0	90	7.69	3									
8	Possibilities of Layouts	3	4	2	1	3	2	3	2	2	2	2	2	3	3	4	2	1	3	3	4	0	3	7	8	2	51	0.00	13									
9	Working Hours	4	5	4	3	3	3	4	4	4	5	4	5	4	5	4	5	3	4	3	4	5	10	5	0	0	0	80	3.21	10								
10	Good Working Conditions	4	4	5	3	5	4	4	4	5	4	5	5	5	5	5	5	5	3	4	11	7	2	0	0	0	89	7.05	4									
11	Job Security	4	4	4	5	5	5	5	5	5	4	5	5	3	5	4	4	4	4	2	10	8	1	1	0	0	87	6.41	5									
12	A Feeling of Being Involved	4	5	5	4	5	4	5	4	5	4	5	5	4	5	5	5	5	5	5	14	6	0	0	0	0	94	8.97	1									
13	Gratitude for Job well done	3	4	5	4	5	4	5	4	4	3	4	4	4	5	4	4	5	4	5	4	6	12	2	0	0	0	84	3.85	9								
14	Support for learning and training	4	3	4	4	5	5	5	4	4	5	4	4	4	5	5	5	3	4	5	9	9	2	0	0	0	87	5.77	6									
15	Opportunity for honest feedback	4	1	4	4	5	5	5	5	4	5	4	3	5	4	4	5	5	3	5	10	7	2	0	1	0	85	6.41	5									
16	Equal treatment of employees	5	1	5	5	5	5	4	5	5	5	4	4	3	5	5	5	4	3	5	13	4	2	0	1	0	88	8.33	2									
17	Rewards for achievements	5	3	4	5	3	5	4	4	4	5	4	5	5	3	5	5	5	4	5	11	6	3	0	0	0	88	7.05	4									
18	Good Communication Skills	3	5	5	5	5	4	4	4	4	3	4	4	5	4	4	5	4	5	8	10	2	0	0	0	0	86	5.13	7									
19	Supervisor's help with personal problems	5	1	4	3	1	5	5	3	3	3	2	3	3	4	5	5	3	4	6	3	8	1	2	0	0	70	3.85	9									
20	Clear communication system	5	5	4	5	5	4	4	4	4	4	4	5	4	5	5	4	4	4	5	8	12	0	0	0	0	88	5.13	7									
TOTAL																						156	149	75	13	7	1634	100										

Ranks Assigned to Attributes by IV Year Mechanical Engineering Students in Summary Sheet-2 are shown in fig.3.



**Fig. 3.** Ranks Assigned to Attributes by IV Year Mechanical Engineering Students for Summary Sheet-2

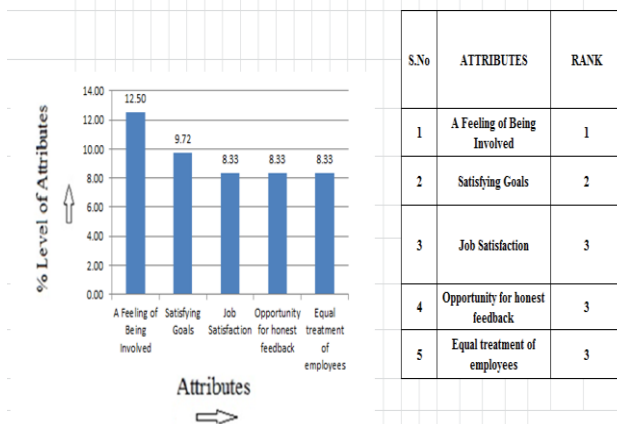
Final year Mechanical Engineering students selected **A Feeling of Being Involved** as **First Rank**. Equal treatment of employees is selected as second rank. Satisfying Goals is selected as third rank.

Questionnaires were issued to Final year Mechanical Engineering students of Maharaja Engineering College. The received data along with the rank assessment summary is given below in table 3.

**Table 3. Rank Assessment Summary Sheet-3**

		Department: Mechanical Engineering																				Class: IV year		Page Number: 3														
S.No	STUDENTS-- ATTRIBUTE)	STUDENT 1	STUDENT 2	STUDENT 3	STUDENT 4	STUDENT 5	STUDENT 6	STUDENT 7	STUDENT 8	STUDENT 9	STUDENT 10	STUDENT 11	STUDENT 12	STUDENT 13	STUDENT 14	STUDENT 15	STUDENT 16	STUDENT 17	STUDENT 18	STUDENT 19	STUDENT 20	No of times Marks Assigned to the Attribute	Total Marks Assigned to the Attribute	% for 5 Marks Assigned	Rank of the Attribute based on the %													
		5 Marks	4 Marks	3 Marks	2 Marks	1 Mark	5 Marks	4 Marks	3 Marks	2 Marks	1 Mark	5 Marks	4 Marks	3 Marks	2 Marks	1 Mark	5 Marks	4 Marks	3 Marks	2 Marks	1 Mark	5 Marks	4 Marks	3 Marks	2 Marks	1 Mark												
1	Good Salary	3	3	2	4	4	5	5	5	4	5	4										4	4	2	1	0	44	5.56	5									
2	Job Satisfaction	4	4	5	4	4	4	5	4	5	5	5										6	5	0	0	0	50	8.33	3									
3	Team Spirit	4	4	1	5	4	5	4	4	4	3	4	4									2	7	1	0	1	42	2.78	7									
4	Promotions' Expectation	5	4	1	4	5	4	5	4	4	5	5										5	5	0	0	1	46	6.94	4									
5	Management Styles	4	4	1	2	4	4	4	4	5	5	4	4									2	7	0	1	1	41	2.78	7									
6	Recognition	3	4	3	1	4	4	4	3	3	4	4	2									0	5	4	1	1	35	0.00	9									
7	Satisfying Goals	4	4	5	5	5	5	4	3	5	5	5										7	3	1	0	0	50	9.72	2									
8	Possibilities of Layoffs	3	3	3	1	4	3	2	3	3	2	2										0	1	6	3	1	29	0.00	9									
9	Working Hours	3	4	1	3	5	3	4	4	4	4	4										1	6	3	0	1	39	1.39	8									
10	Good Working Conditions	4	4	3	5	5	4	4	5	5	4	5										5	5	1	0	0	48	6.94	4									
11	Job Security	4	4	3	4	5	4	4	3	4	5	5										3	6	2	0	0	45	4.17	6									
12	A Feeling of Being Involved	5	5	5	5	5	5	3	5	5	4	5										9	1	1	0	0	52	12.50	1									
13	Gratitude for Job-well done	3	4	3	4	4	4	4	4	4	5	4	5									2	7	2	0	0	44	2.78	7									
14	Support for learning and training	4	5	4	5	5	5	3	3	4	4	5										5	4	2	0	0	47	6.94	4									
15	Opportunity for honest feedback	3	5	5	5	4	5	3	4	5	4	5										6	3	2	0	0	48	8.33	3									
16	Equal treatment of employees	3	4	5	5	4	5	4	4	5	5	5										6	4	1	0	0	49	8.33	3									
17	Rewards for achievements	4	4	2	5	5	4	4	3	3	5	5										4	4	2	1	0	44	5.56	5									
18	Good Communication Skills	4	5	4	5	3	4	4	5	3	4	5										4	5	2	0	0	46	5.56	5									
19	Supervisor's help with personal problems	3	4	1	1	1	3	4	4	5	4	3										1	4	3	0	3	33	1.39	8									
20	Clear communication system	3	4	3	3	3	4	3	4	4	4	4										0	6	5	0	0	39	0.00	9									
TOTAL																						72	92	40	7	9	871	100										

Ranks Assigned to Attributes by IV Year Mechanical Engineering Students in Summary Sheet-3 are shown in fig.4.



**Fig. 4.** Ranks Assigned to Attributes by IV Year Mechanical Engineering Students for Summary Sheet-3

Final year Mechanical Engineering students selected **A Feeling of Being Involved** as **First Rank** Satisfying Goals is selected as second rank. Job Satisfaction, Opportunity for honest feedback and Equal Treatment of Employees are selected as third rank.

Comparison of Ranks assigned to attributes by the Final Year students of Mechanical Engineering is shown in table 4.

Final year Mechanical Engineering students selected **A Feeling of Being Involved** as **First Rank**. Satisfying Goals is selected as second rank. Equal Treatment of Employees is selected as third rank.

**Table 4.** Comparison of ranks assigned to attributes by the final year students of mechanical engineering

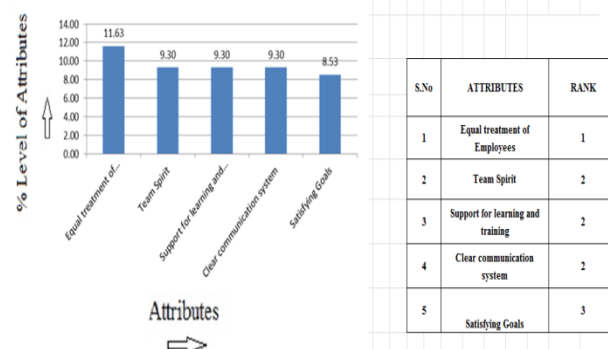
S.No	ATTRIBUTES	Page-1	Page-2	Page-3	Final Rank Assigned
1	A Feeling of Being Involved		1	1	First Rank
2	Satisfying Goals	3	3	2	Second Rank
3	Equal Treatment of Employees		2	3	Third Rank

Questionnaires were issued to Third year Mechanical Engineering students of Maharaja Engineering College. The received data along with the rank assessment summary is given below in table 5.

**Table 5. Rank Assessment Summary Sheet-4**

		Department: Mechanical Engineering																				Class: III year		Page Number: 2														
S.No	STUDENTS-- ATTRIBUTE)	STUDENT 1	STUDENT 2	STUDENT 3	STUDENT 4	STUDENT 5	STUDENT 6	STUDENT 7	STUDENT 8	STUDENT 9	STUDENT 10	STUDENT 11	STUDENT 12	STUDENT 13	STUDENT 14	STUDENT 15	STUDENT 16	STUDENT 17	STUDENT 18	STUDENT 19	STUDENT 20	No of times Marks Assigned to the Attribute	Total Marks Assigned to the Attribute	% for 5 Marks Assigned	Rank of the Attribute based on the %													
		5 Marks	4 Marks	3 Marks	2 Marks	1 Mark	5 Marks	4 Marks	3 Marks	2 Marks	1 Mark	5 Marks	4 Marks	3 Marks	2 Marks	1 Mark	5 Marks	4 Marks	3 Marks	2 Marks	1 Mark	5 Marks	4 Marks	3 Marks	2 Marks	1 Mark												
1	Good Salary	5	4	5	3	4	5	5	5	4	5	5	4	4	3	5	5	4	4	3	5	4	4	4	9	8	3	0	0	86	6.34	5						
2	Job Satisfaction	5	4	3	4	5	5	5	4	5	4	3	4	3	5	4	3	5	5	5	3	9	6	5	0	0	84	6.34	5									
3	Team Spirit	5	5	5	5	5	5	5	4	3	2	5	3	5	3	5	5	5	5	5	5	15	1	3	1	0	90	10.56	2									
4	Promotions' Expectation	5	5	3	3	5	5	4	3	4	5	3	4	4	4	4	4	4	4	4	4	6	10	4	0	0	82	4.23	8									
5	Management Styles	5	3	3	4	4	3	3	4	5	1	5	5	4	5	5	4	3	5	3	4	7	6	6	0	1	78	4.93	7									
6	Recognition	1	3	4	5	4	2	2	4	4	3	5	5	3	3	3	3	5	4	4	5	5	6	6	2	1	72	3.52	9									
7	Satisfying Goals	5	4	4	5	4	4	5	4	4	5	4	4	5	5	4	4	4	4	4	4	8	12	0	0	0	88	5.63	6									
8	Possibilities of Layoffs	1	3	1	2	1	1	1	3	1	1	1	2	2	1	1	3	2	1	1	2	0	0	3	5	12	31	0.00	13									
9	Working Hours	1	4	3	3	3	3	3	2	4	3	4	3	2	2	4	3	4	3	5	1	6	9	3	1	63	0.70	12										
10	Good Working Conditions	5	5	4	4	5	5	5	3	5	5	5	5	3	3	5	5	3	4	3	12	3	5	0	0	87	8.45	3										
11	Job Security	5	5	4	5	5	5	5	4	5	5	3	4	2	4	4	5	3	5	5	2	11	5	2	2	0	85	7.75	4									
12	A Feeling of Being Involved	4	3	3	3	4	4	4	4	5	3	5	3	5	5	4	4	4	4	3	4	10	6	0	0	78	2.82	10										
13	Gratitude for Job-well done	1	2	5	4	3	4	4	4	4	3	3	5	4	3	3	4	5	3	4	5	4	8	6	1	1	73	2.82	10									
14	Support for learning and training	5	5	5	5	4	5	4	5	5	4	5	5	4	4	5	4	4	4	4	11	9	0	0	0	91	7.75	4										
15	Opportunity for honest feedback	3	4	3	4	5	3	3	4	5	5	4	4	2	5	5	3	5	4	4	3	6	7	6	1	0	78	4.23	8									
16	Equal treatment of employees	5	5	4	5	5	5	5	4	5	5	5	5	5	5	5	5	3	5	5	17	2	1	0	0	96	11.97	1										
17	Rewards for achievements	1	3	5	4	4	4	4	4	4	2	3	5	3	3	4	5	4	4	4	3	11	4	1	1	74	2.11	11										
18	Good Communication Skills	1	3	3	3	5	4	4	4	5	4	3	5	2	3	3	3	4	3	4	3	6	9	1	1	69	2.11	11										
19	Supervisor's help with personal problems	3	2	4	4	4	4	3	3	3	3	3	1	2	2	3	1	3	1	3	2	0	4	9	4	3	54	0.00	13									
20	Clear communication system	5	4	3	5	5	5	4	5	4	5	5	2	4	5	5	3	4	4	5	11	6	2	1	0	87	7.75	4										
TOTAL																						142	126	89	22	21	1546	100										

Ranks Assigned to Attributes by III Year Mechanical Engineering Students in Summary Sheet-4 are shown in fig.5.



**Fig. 5.** Ranks Assigned to Attributes by III Year Mechanical Engineering Students for Summary Sheet-4

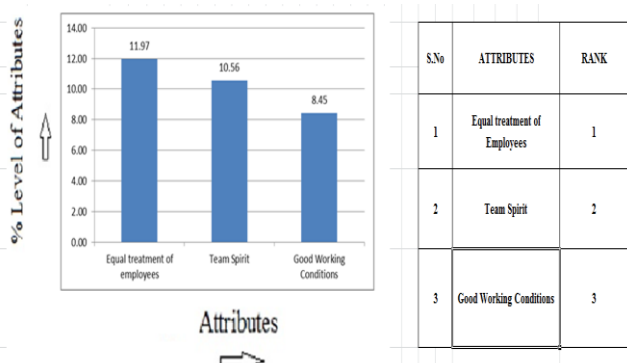
Third year Mechanical Engineering students have selected **Equal treatment of Employees** as **First Rank**. Team spirit, Support for learning & Training and Clear communication system are selected as second rank. Satisfying Goals is selected as third rank.

Questionnaires were issued to Third year Mechanical Engineering students of Maharaja Engineering College. The received data along with the rank assessment summary is given below in table 6.

**Table 6. Rank Assessment Summary Sheet-5**

Title of The Project: A Study on the Effect of Motivation among Engineering College Students for their Career Growth		Department: Mechanical Engineering																				Class: III year		Page Number: 1						
S.No	STUDENTS-- ATTRIBUTE1	STUDENT 1	STUDENT 2	STUDENT 3	STUDENT 4	STUDENT 5	STUDENT 6	STUDENT 7	STUDENT 8	STUDENT 9	STUDENT 10	STUDENT 11	STUDENT 12	STUDENT 13	STUDENT 14	STUDENT 15	STUDENT 16	STUDENT 17	STUDENT 18	STUDENT 19	STUDENT 20	No of times Marks Assigned to the Attribute	Total Marks Assigned to the Attribute	% for 5 Marks Assigned	Rank of the Attribute based on the %					
		5 Marks	4 Marks	3 Marks	2 Marks	1 Mark																								
1	Good Salary	5	5	5	5	3	3	4	3	3	5	3	5	4	3	3	3	3	3	3	3	6	3	11	0	0	75	4.65	6	
2	Job Satisfaction	5	4	4	5	4	4	3	5	5	4	4	5	5	2	4	4	4	4	3	4	7	10	2	1	0	83	5.43	5	
3	Team Spirit	4	5	3	3	5	3	5	5	5	4	5	5	5	5	4	5	5	4	5	5	12	4	4	0	0	88	9.30	2	
4	Promotions Expectation	4	4	3	5	3	4	4	5	4	4	5	4	4	3	4	4	4	4	4	4	10	6	0	0	0	78	3.10	8	
5	Management Styles	3	2	4	5	5	5	3	5	4	2	3	3	2	3	3	4	4	4	4	4	7	6	3	0	0	72	3.10	8	
6	Recognition	4	5	1	4	3	2	4	4	5	2	2	2	3	4	4	3	3	2	3	2	6	6	5	1	0	63	1.55	10	
7	Satisfying Goals	4	5	4	5	3	3	3	4	5	5	3	4	4	5	5	5	5	5	5	5	11	5	4	0	0	87	8.53	3	
8	Possibilities of Layoffs	1	1	1	1	2	2	1	2	1	1	1	3	1	1	2	1	1	2	3	1	0	0	2	5	13	29	0.00	12	
9	Working Hours	4	4	3	4	3	3	3	3	2	1	2	5	5	4	5	5	5	1	4	5	5	6	2	2	0	69	3.88	7	
10	Good Working Conditions	5	4	5	5	3	3	3	4	4	4	3	3	4	4	1	3	3	4	4	4	3	9	7	0	1	73	2.33	9	
11	Job Security	3	4	5	5	3	4	4	4	4	5	5	3	5	2	3	3	3	2	3	6	5	7	2	0	0	75	4.65	6	
12	A Feeling of Being Involved	4	5	3	3	4	4	4	4	5	5	4	4	5	2	5	5	4	4	4	3	4	6	10	3	1	0	81	4.65	6
13	Gratitude for Job well done	5	4	4	5	3	3	3	4	5	4	4	3	4	4	3	3	3	1	4	4	8	7	0	1	0	74	3.10	8	
14	Support for learning and training	5	5	3	5	5	3	3	5	5	3	4	5	5	3	5	5	4	4	5	12	3	5	0	0	0	87	9.30	2	
15	Opportunity for honest feedback	5	3	4	5	1	2	5	5	5	1	5	4	3	4	5	4	4	5	5	10	5	2	1	2	0	80	7.75	4	
16	Equal treatment of employees	5	5	5	5	5	3	4	5	5	5	5	4	2	2	5	5	5	5	15	2	1	2	0	0	90	11.63	1		
17	Rewards for achievements	4	5	4	5	3	4	3	4	5	2	4	3	3	4	4	3	3	2	5	4	7	7	2	0	0	73	3.10	8	
18	Good Communication Skills	4	4	2	3	5	4	4	5	4	4	3	5	3	3	3	3	4	5	7	7	1	0	0	0	76	3.88	7		
19	Supervisor's help with personal problems	4	3	2	1	3	3	1	3	2	4	2	1	5	4	2	1	4	1	3	1	4	5	5	5	0	51	0.78	11	
20	Clear communication system	5	5	2	3	4	3	5	4	5	1	3	4	5	5	5	5	5	5	12	3	3	1	1	0	0	84	9.30	2	
TOTAL																						129	113	101	31	26	1488	100		

Ranks Assigned to Attributes by III Year Mechanical Engineering Students in Summary Sheet-5 are shown in fig.6.



**Fig. 6.** Ranks Assigned to Attributes by III Year Mechanical Engineering Students for Summary Sheet-5

Third year Mechanical Engineering students have selected **Equal treatment of Employees** as **First Rank**. Team spirit is selected as second rank. Good Working conditions are selected as third rank.

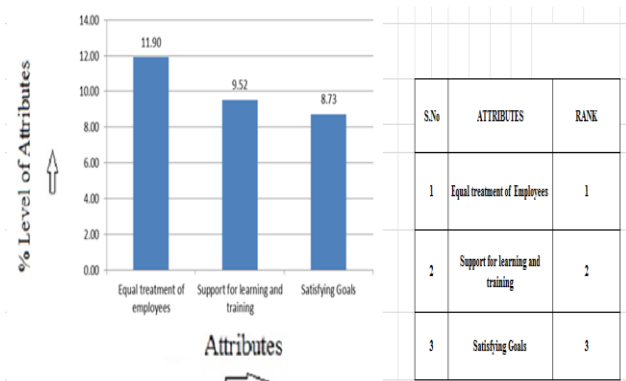
Questionnaires were issued to Third year Mechanical Engineering students of Maharaja Engineering College.

The received data along with the rank assessment summary is given below in table 7

**Table 7. Rank Assessment Summary Sheet-6**

Title of The Project: A Study on the Effect of Motivation among Engineering College Students for their Career Growth		Department: Mechanical Engineering																				Class: III year		Page Number: 3							
S.No	STUDENTS-- ATTRIBUTE1	STUDENT 1	STUDENT 2	STUDENT 3	STUDENT 4	STUDENT 5	STUDENT 6	STUDENT 7	STUDENT 8	STUDENT 9	STUDENT 10	STUDENT 11	STUDENT 12	STUDENT 13	STUDENT 14	STUDENT 15	STUDENT 16	STUDENT 17	STUDENT 18	STUDENT 19	STUDENT 20	No of times Marks Assigned to the Attribute	Total Marks Assigned to the Attribute	% for 5 Marks Assigned	Rank of the Attribute based on the %						
		5 Marks	4 Marks	3 Marks	2 Marks	1 Mark																									
1	Good Salary	4	4	3	5	5	5	5	4	3	5	3	3	4	3	2	2	2	3	5	4	6	5	6	3	0	74	4.76	7		
2	Job Satisfaction	4	5	5	4	3	4	4	5	4	4	3	5	3	5	3	3	3	4	4	5	6	8	6	0	0	80	4.76	7		
3	Team Spirit	5	5	3	4	4	4	5	4	5	4	4	4	4	4	5	5	3	4	1	5	4	7	9	3	0	1	81	5.56	6	
4	Promotions Expectation	4	3	4	5	5	5	4	3	4	4	4	4	4	4	5	2	4	3	1	5	4	5	10	3	1	1	77	3.97	8	
5	Management Styles	3	4	5	3	3	3	4	3	5	3	5	3	5	4	3	4	4	5	2	4	3	3	4	6	9	1	0	73	3.17	9
6	Recognition	5	5	3	5	2	1	4	4	4	4	5	5	5	3	3	3	3	2	5	3	7	4	6	2	1	74	5.56	6		
7	Satisfying Goals	4	4	4	4	5	5	5	5	5	5	5	5	4	5	5	4	4	4	5	5	4	11	9	0	0	0	91	8.73	3	
8	Possibilities of Layoffs	3	1	2	1	1	1	3	2	3	2	2	2	2	1	2	2	3	3	3	1	0	0	6	8	6	40	0.00	11		
9	Working Hours	2	4	3	3	3	3	4	3	3	3	2	3	3	2	3	3	2	1	3	3	0	2	13	4	1	56	0.00	11		
10	Good Working Conditions	5	5	5	4	3	3	3	5	3	5	4	4	4	3	3	3	4	3	5	4	6	5	9	0	0	77	4.76	7		
11	Job Security	4	5	4	5	5	5	4	5	4	4	3	4	4	4	3	5	4	3	5	5	9	8	3	0	0	86	7.14	5		
12	A Feeling of Being Involved	5	4	5	4	2	3	4	3	4	4	4	5	5	5	3	5	3	3	4	4	7	8	4	1	0	81	5.56	6		
13	Gratitude for Job well done	4	4	3	4	3	4	4	5	4	4	4	4	4	3	3	2	4	1	4	3	2	11	5	1	1	72	1.59	10		
14	Support for learning and training	5	5	5	5	5	5	5	5	4	4	3	5	3	5	4	5	3	5	3	5	4	12	4	4	0	0	88	9.52	2	
15	Opportunity for honest feedback	4	5	5	5	4	5	4	3	4	5	4	5	4	3	5	5	4	4	5	3	10	7	3	0	0	87	7.94	4		
16	Equal treatment of employees	5	5	5	5	3	5	5	5	5	5	5	5	5	4	5	5	5	4	5	4	15	3	2	0	0	93	11.90	1		
17	Rewards for achievements	4	4	2	4	5	4	3	5	4	5	5	5	4	4	4	3	5	2	4	3	6	9	3	2	0	79	4.76	7		
18	Good Communication Skills	4	4	3	5	3	5	3	4	3	4	3	3	4	4	2	2	4	3	3	4	2	8	8	2	0	70	1.59	10		
19	Supervisor's help with personal problems	2	3	5	3	2	5	3	3	3	2	2	2	2	2	3	1	2	4	3	2	1	8	8	1	55	1.59	10			
20	Clear communication system	5	4	2	5	4	4	4	5	4	4	5	5	3	5	4	5	3	5	4	9	8	2	1	0	0	85	7.14	5		
TOTAL																						126	125	103	34	12	1519	100			

Ranks Assigned to Attributes by III Year Mechanical Engineering Students in Summary Sheet-6 are shown in fig.7.



**Fig. 7.** Ranks Assigned to Attributes by III Year Mechanical Engineering Students for Summary Sheet-6

Third year Mechanical Engineering students have selected **Equal treatment of Employees** as **First Rank**. Support for learning & training is selected as second rank. Satisfying Goals is selected as third rank.

Comparison of Ranks assigned by the Third Year students of Mechanical Engineering is shown in table 8.

**Table 8.** Comparison of Ranks assigned by the Third Year students of Mechanical Engineering

S.No	ATTRIBUTES	Page-1	Page-2	Page-3	Final Rank Assigned
1	Equal treatment of Employees	1	1	1	First Rank
2	Support for learning and training	2		2	Second Rank
3	Team Spirit	2	2		Second Rank
4	Satisfying Goals	3		3	Third Rank

Third year Mechanical Engineering students have selected **Equal treatment of Employees** as **First Rank**. Support for Learning & Training and Team Spirit are selected as second rank. Satisfying Goals is selected as third rank. Comparison of Ranks Assigned to Attributes by the Students of the Department of Mechanical Engineering is shown in table 9.

**Table 9.** Comparison of Ranks Assigned to Attributes by the Students of the Department of Mechanical Engineering

S.No	ATTRIBUTES	IV YEAR			III Year			Final Rank Assigned
		Page-1	Page-2	Page-3 IV	Page-1 III	Page-2 III	Page-3 III	
1	Equal Treatment of Employees		2	3	1	1	1	First Rank
2	Satisfying Goals	3	3	2	3		3	Second Rank
3	A Feeling of Being Involved		1	1				Third Rank

The students of the department of Mechanical Engineering have selected **Equal treatment of employees** as **First Rank**. Satisfying Goals is selected as second rank. A Feeling of being involved is selected as third rank.

## VI. CONCLUSIONS

The students of the department of Electrical and Electronics Engineering have selected **Equal Treatment of Employees** as First Rank. **Satisfying Goals** is selected as second rank.

**A Feeling of Being Involved** is selected as third rank. It is concluded that the long-term survival of any organizations depends largely on the motivation of its employees. Therefore organizations should be willing to continuously and on regular basis, undertake employee's surveys such as this one in order to understand what their employees expect from their current job. The result of such exercises could prove useful for the organization. Finally, the results of this study and those presented and discussed in this article could be useful in helping organizations determine what motivates employees today and in the foreseeable future.

## REFERENCES

- [1] M. Sivakumar (2013) "Organizational Behaviour" A. R. Publications Chennai, pp.6.1-6.26.
- [2] S. Shajahan and Linu Shajahan (2010) "Organization Behaviour" New Age International (P) Limited, Publishers, New Delhi, pp.90-91.
- [3] Rima Ghose Chowdhury "A Study on the Impact of Leadership Styles On Employee Motivation and Commitment: An Empirical Study of Selected Organizations in Corporate Sector" Ph.D. Dissertation submitted to the Padmashree Dr D. Patil University, Navi Mumbai. Nov. 2014
- [4] Peter Ebong Ajang "Assessing the role of work Motivation on Employee Performance" Project Report submitted to Umeå School of Business and Economics, Sweden. June.2007
- [5] Nadja Zabouj and Nicole Antoniadis "A Study about the use of reward Systems and Employee Motivation in a call Centre". Project Report Submitted to University of Gothenburg School of Business, Economics and law, Sweden .June.2015
- [6] Saida Mohamed "Learning Organization and employee motivation: A case study of Equity Bank, Kenya". Project Report Submitted to School of business, University of Nairobi, Kenya. Nov.2015
- [7] Samira Al Jasmi "A Study on Employees work Motivation and its effect on their performance and business Productivity". Project report submitted to The British University in Dubai, Dubai.March.2012
- [8] Caroline Njambi Gichure "Factors influencing employee motivation and its impact on employee performance: A case of AMREF Health Africa in Kenya". Project report submitted to Chandaria School of business, United States International University, Africa. Summer 2014.
- [9] Nchorbuno Dominic Abonam "The role of motivation on employee performance in the public sector: A case study of the university for development studies-WA campus". Project report submitted to Kwame Nkrumah University of Sciences and Technology, University in Kumasi, Ghana. June 2011.
- [10] Carolina Mikander "The impact of a reward system on employee motivation in motonet-Espoo". Project report submitted to International Business, Arcada, Finland. May 2010.
- [11] Keli Burton "A Study of motivation: How to get your employees moving". Project report submitted to SPEA Honors Thesis, Indiana University, United States. May2012.
- [12] Elizabeth Boye Kuranchie-Mensah and Kwesi Amponsah-Tawiah, "Employee Motivation and work Performance: A Comparative study of Mining Companies in Ghana", Journal of industrial Engineering and Management, Vol. 9(2), Dec. 2016, pp. 255-309.
- [13] Muhammad Sadam Bin Tayyab, Muhammad Kamran and Nawab M. Ahmed " A Study of the factors determining motivational level of employees working in public sector of Bahawalpur (Punjab, Pakistan)", International journal of human resource studies, Vol.4, No.3, 2014, pp.19-34.
- [14] Sudatta Banerjee and Payal Mehta, "Determining the antecedents of job stress and their impact on job performance: A study among faculty members", IUP Journal of organizational behaviour, Vol.XV, No.2, 2016, pp.7-24
- [15] "Abraham Maslow." Web. 25 Feb. 2012. <<http://webspace.ship.edu/cgboer/maslow.html>>.
- [16] "Aristotle's Seven Causes." Changing Minds. Web. 17 Jan. 2012. <[http://changingminds.org/explanations/motivation/seven\\_cause\\_s.htm](http://changingminds.org/explanations/motivation/seven_cause_s.htm)>.